

HAYWOOD COUNTY

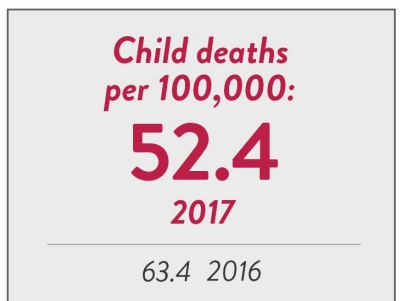
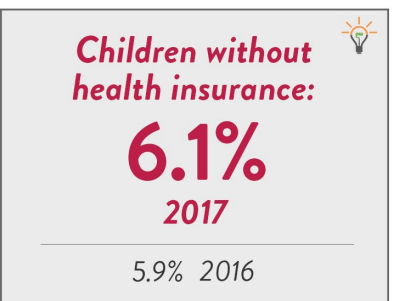
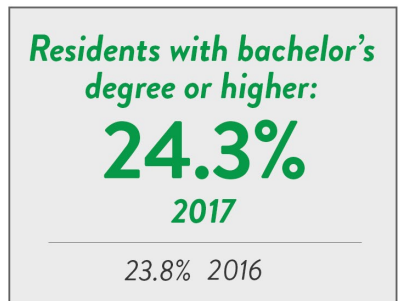
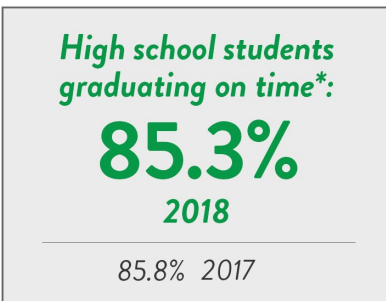
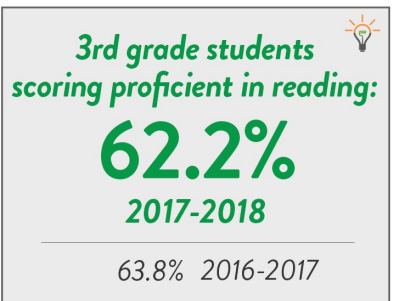
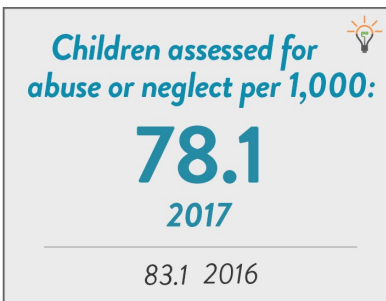
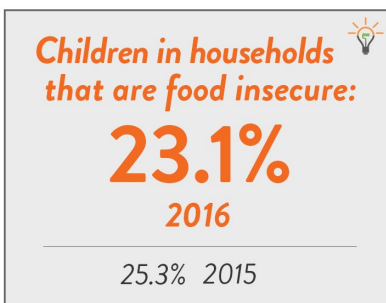
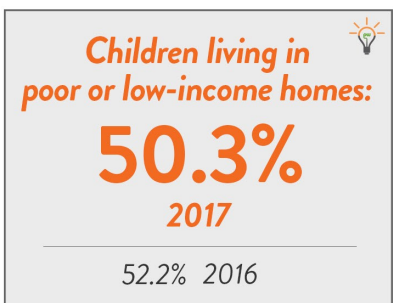
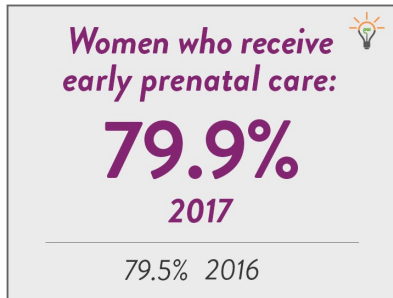
2019 NC DATA CARD

NORTH CAROLINA

Child population: 2,312,886
 Percent under age six: 31%
 Number of live births: 120,099

HAYWOOD

Child population: 14,873
 Percent under age six: 31%
 Number of live births: 617



NC Pathways to Grade-Level Reading whole-child Measure of Success.
 Learn more at: www.buildthefoundation.org/pathways.

NC Child
 The Voice for North Carolina's Children

Why is this important?

This data snapshot shows how children and families are faring in 15 key areas of well-being. Access to high-quality health care is an important factor to maintaining a child's physical, mental, and emotional health. Research shows that when parents have health insurance, they have healthier babies, they are better able to stay healthy and care for their children, and their kids are more likely to have health coverage and use it.

COVERAGE GAP PROFILE

HAYWOOD COUNTY

Uninsured rates are high among those working in construction, retail, and food service. These fields rarely offer health insurance to employees. In this county, for instance, **29.5%** of residents work in these industries. Without employer-provided health insurance, it can be nearly impossible for people to get health care when they need it.



Right now, **5,223**
people in
HAYWOOD COUNTY
have no health coverage.

That's why it's time to close the health insurance coverage gap.

What is the "Coverage Gap"?

Parents with two children who earn \$12,000/year earn too much for Medicaid. They cannot get a subsidy to buy private insurance in the marketplace until they earn \$25,750.

For complete data notes and sources, visit www.ncchild.org. Contact Whitney Tucker, research director, with questions at whitney@ncchild.org

*Percentage is not reported if it is greater than 95 percent or less than 5 percent.

NC Child
The Voice for North Carolina's Children